

vtech[®]
baby

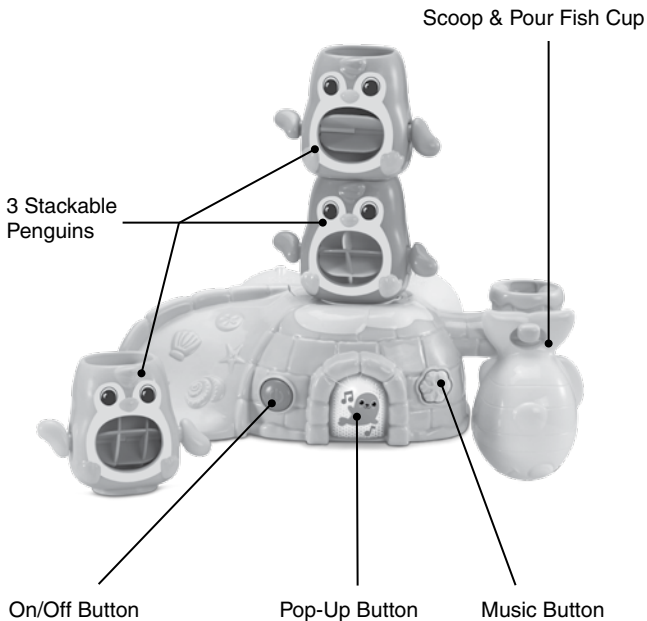
Instruction Manual

Splash & Whirl Playtime Penguins™



INTRODUCTION

Splash & Whirl Playtime Penguins™ make a splash at bath time! Stack them high, pour the water and watch them spin. Perch them atop the igloo and press the yellow door for a pop-up, peek-a-boo surprise.



INCLUDED IN THE PACKAGE

- **Splash & Whirl Playtime Penguins™**
- Scoop & Pour Fish Cup
- 3 Stackable Penguins
- Quick Start Guide

WARNING

All packing materials such as tape, plastic sheets, packaging locks, removable tags, cable ties, cords and packaging screws are not part of this toy, and should be discarded for your child's safety.

NOTE

Please save this Instruction Manual as it contains important information.

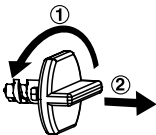
ATTENTION

Pour la sécurité de votre enfant, débarrassez-vous de tous les produits d'emballage tels que rubans adhésifs, feuilles de plastique, attaches, étiquettes, cordons et vis d'emballage. Ils ne font pas partie du jouet.

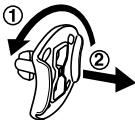
NOTE

Il est conseillé de sauvegarder ce manuel d'instructions car il comporte des informations importantes.

Unlock the Packaging Locks



- ① Rotate the packaging lock 90 degrees counterclockwise.

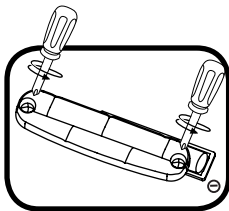


- ② Pull out the packaging locks and discard.

GETTING STARTED

Battery Removal and Installation

1. Make sure the unit is turned **Off**.
2. Locate the battery cover on the back of the unit, use a screwdriver to loosen the screw and then open the battery cover.
3. Remove the old battery by pulling up on each end of the battery.
4. Install 1 new AAA battery following the diagram inside the battery box. (For best performance, alkaline batteries or fully charged Ni-MH rechargeable batteries are recommended.)
5. Replace the battery cover and tighten the screw to secure.



WARNING:

Adult assembly required for battery installation.
Keep batteries out of reach of children.



ATTENTION :

Les piles ou accumulateurs doivent être installés par un adulte.
Tenir les piles ou accumulateurs hors de portée des enfants.

IMPORTANT: BATTERY INFORMATION

- Insert batteries with the correct polarity (+ and -).
- Do not mix old and new batteries.
- Do not mix alkaline, standard (carbon-zinc) or rechargeable batteries.
- Only batteries of the same or equivalent type as recommended are to be used.
- Do not short-circuit the supply terminals.
- Remove batteries during long periods of non-use.
- Remove exhausted batteries from the toy.
- Dispose of batteries safely. Do not dispose of batteries in fire.


RECHARGEABLE BATTERIES:

- Remove rechargeable batteries (if removable) from toy before charging.
- Rechargeable batteries are only to be charged under adult supervision.
- Do not charge non-rechargeable batteries.

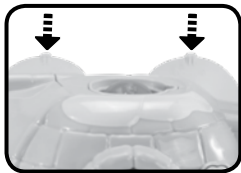
MOUNTING INSTRUCTIONS

With the **VTech® Splash & Whirl Playtime Penguins™**, safety comes first. To ensure your child's safety, adult assembly is required.

1. Choose a surface on the wall surrounding the bath where the suction cup support unit can be mounted securely. The area should be clean and dry before suctioning the unit to the wall. For better suction, we suggest wetting the suction cups before attaching them to the wall. Press the suction cups onto the wall to secure the suction cup support unit. Once the unit is attached to the wall, test the strength of the suction by pulling gently on the unit. The suction cups may not stick properly to textured tiles. We recommend that the unit be removed from the wall after each use as the strength of the suction cups cannot support prolonged use.




2. To remove the unit from the wall, pull the tab on the suction cup and pull the **Splash & Whirl Playtime Penguins™** gently.



PRODUCT FEATURES

1. On/Off/ Button

To turn the unit **On**, press the **On/Off Button**. To turn the unit **Off**, press the **On/Off Button** a second time.



2. Automatic Shut-Off

To preserve battery life, the **Splash & Whirl Playtime Penguins™** will power down after approximately 30 seconds without input. The unit can be turned on again by pressing any button.

NOTE

If the light fades or the unit powers down during play, please replace the battery.


WARNINGS:

- The batteries must be changed by an adult.
- This toy cannot be used in salt water.
- After using this toy, do not leave it in the water for a long time.
- Make sure to empty the water out of all elements of the toy and to rinse them out before drying.
- This toy can be operated in water only when fully assembled in accordance with the instructions.
- This is not a lifesaving device. Do not leave your child unattended while in water.
- Never leave a child unattended or with an older child in the bathroom or in the bath, not even for one minute.
- Always check with a thermometer the temperature of the water coming from the tap before sitting your child in the bath. Children have very sensitive skin and can easily get burnt if the water is too hot.
- When closing the battery cover ensure that the screw is securely tightened. This will avoid any water leakage.
- Only use this unit in water between 10 and 45° Celsius, 60 and 113 degrees Fahrenheit.
- Parents should drain the water from the speaker if the volume decreases too much.

ACTIVITIES

1. On/Off Button

Press the **on/off button** to turn the unit on. You will hear sung songs, fun phrases and melodies. The light will flash with the sound.



2. Light-up Button

Press the light-up button to see the seal pop up, hear fun phrases, sung songs and melodies, The light will flash with the sound.



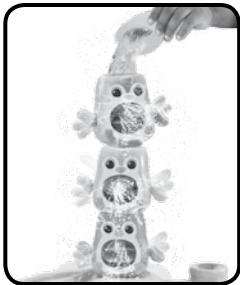
3. Snowflake Button

Press the snowflake button to hear songs and melodies.



4. Scoop & Pour Fish Cup

Use the included scoop & pour fish cup to pour water over the penguins and igloo for cause & effect water play.



MELODIES

1. Dill Pickles Rag
2. Girls and Boys Come Out to Play
3. Daring Young Man on the Flying Trapeze
4. Aiken Drum
5. MacNamara's Band
6. One Man Went to Mow a Meadow
7. Sailor's Hornpipe
8. Blue Danube Waltz
9. Row, Row, Row Your Boat
10. The Entertainer
11. Colonel Bogey March
12. The Celebrated Chop Waltz - E. Allen
13. I'm Forever Blowing Bubbles
14. In the Good Old Summertime
15. Jack Sprat

SONG LYRICS

Song 1

Watch the penguins, slide down the wall.
One, two, three, see how they fall.
Splish, splash into the bath.
Pick them up and do it again!

Song 2

Hey there penguins,
Can you find me?
Look in the igloo,
That's where I'll be!

Song 3

Three little penguins, they stack together,
They like to splish and splash.
I'm a seal inside the igloo,
Press the button, peek-a-boo!

CARE & MAINTENANCE

1. Keep the unit clean by wiping it with a slightly damp cloth.
2. Keep the unit out of direct sunlight and away from any direct heat sources.
3. Remove the batteries if the unit will not be in use for an extended period of time.
4. Do not drop the unit on hard surfaces.

TROUBLESHOOTING

If for some reason the program/activity stops working or malfunctions, please follow these steps:

1. Please turn the unit **Off**.
2. Interrupt the power supply by removing the batteries.
3. Let the unit stand for a few minutes, then replace the batteries.
4. Turn the unit **On**. The unit should now be ready to use again.
5. If the unit still does not work, install a new set of batteries.

IMPORTANT NOTE:

If the problem persists, please call our **Consumer Services Department** at **1-800-521-2010** in the U.S. or **1-877-352-8697** in Canada, or by going to our website at **vtechkids.com** and filling out our **Contact Us** form located under the **Customer Support** link. Creating and developing VTech products is accompanied by a responsibility that we take very seriously. We make every effort to ensure the accuracy of the information, which forms the value of our products. However, errors sometimes can occur. It is important for you to know that we stand behind our products and encourage you to contact us with any problems and/or suggestions that you might have. A service representative will be happy to help you.

NOTE

This equipment has been tested and found to comply with the limits for a Class B digital device, pursuant to Part 15 of the FCC Rules. These limits are designed to provide reasonable protection against harmful interference in a residential installation. This equipment generates, uses and can radiate radio frequency energy and, if not installed and used in accordance with the instructions, may cause harmful interference to radio communications. However, there is no guarantee that interference will not occur in a particular installation. If this equipment does cause harmful interference to radio or television reception, which can be determined by turning the equipment off and on, the user is encouraged to try to correct the interference by one or more of the following measures:

- Reorient or relocate the receiving antenna.
- Increase the separation between the equipment and receiver.
- Connect the equipment into an outlet on a circuit different from that to which the receiver is connected.
- Consult the dealer or an experienced radio/TV technician for help.

CAUTION

Changes or modifications not expressly approved by the party responsible for compliance could void the user's authority to operate the equipment.

Supplier's Declaration of Conformity

47 CFR § 2.1077 Compliance Information

Trade Name: VTech®
Model: 5721
Product Name: Splash & Whirl Playtime Penguins™
Responsible Party: VTech Electronics North America, LLC
Address: 1156 W. Shure Drive, Suite 200
Arlington Heights, IL 60004
Website: vtechkids.com

THIS DEVICE COMPLIES WITH PART 15 OF THE FCC RULES. OPERATION IS SUBJECT TO THE FOLLOWING TWO CONDITIONS: (1) THIS DEVICE MAY NOT CAUSE HARMFUL INTERFERENCE, AND (2) THIS DEVICE MUST ACCEPT ANY INTERFERENCE RECEIVED, INCLUDING INTERFERENCE THAT MAY CAUSE UNDESIRE OPERATION.
CAN ICES-003(B)/NMB-003(B)

**Visit our website for more
information about our products,
downloads, resources and more.**

vtechkids.com
vtechkids.ca

Read our complete warranty policy online at
vtechkids.com/warranty
vtechkids.ca/warranty

